



KEY MESSAGES

Compared to other EU countries, the Czech Republic ranks sixth in packaging waste recycling and has the highest level of the utilisation of this type of waste within the former Eastern European bloc. Packaging waste means mainly drink cartons, such as PET, paper, glass and Tetra pack.

The average distance a citizen has to travel from home to a recycling bin was approximately 138 m in 2007, i.e. 19% shorter compared to 2006.

The utilisation percentage of collected municipal waste was 48.72 kg per citizen in 2007 (excl. metals), out of which paper, glass and drink cartons accounted for 31.79 kg. Compared to 2006, the utilisation percentage grew by 13.4%.

68.11% of recycling and packaging waste were utilised in 2007.

One of the objectives of the Waste Management Plan is to increase waste utilization (with preference to recycling) to 55% by 2012 as compared to 2000.



REFERENCES AND OTHER INFORMATION

- ◆ Ministry of the Environment – <http://www.mzp.cz>
- ◆ CENIA, the Czech Environmental Information Agency – <http://www.cenia.cz>
- ◆ Czech Statistical Office – <http://www.czso.cz>
- ◆ T. G. Masaryk Water Research Institute – The Waste Management Centre – <http://ceho.vuvv.cz>
- ◆ The Waste Management Integrated System – <http://isoh.cenia.cz/groupisoh>
- ◆ The REMA collection system – <http://www.remasystem.cz>
- ◆ The RETELA collection system – <http://www.retela.cz>
- ◆ The ASEKOL collection system – <http://www.asekol.cz>
- ◆ The OFO collection system – <http://www.ofo-recycling.cz>
- ◆ The ELEKTROWIN collection system – <http://www.elektrowin.cz>
- ◆ The EKOLAMP collection system – <http://www.ekolamp.cz>
- ◆ EKO-KOM, an authorised packaging company – <http://www.ekokom.cz>
- ◆ The updated list of end of life vehicle processors – http://www.env.cz/cz/prehled_zpracovatelu_autovraky



THE ENVIRONMENT OF THE CZECH REPUBLIC

© 2008, CENIA, the Czech Environmental Information Agency

Translation: Lucie Krágllová

Graphic design: Daniela Řeháková

Print: Studio Press s.r.o.

Contact:

CENIA, the Czech Environmental Information Agency

Litevská 8, 100 05 Praha 10

www.cenia.cz, info@cenia.cz, tel: +420 267 225 340

This publication was made with the financial assistance of the State Environmental Fund of the Czech Republic.

Printed on chlorine-free paper.



Recycling



THE ENVIRONMENT OF THE CZECH REPUBLIC



STATE ENVIRONMENTAL
FUND OF THE
CZECH REPUBLIC

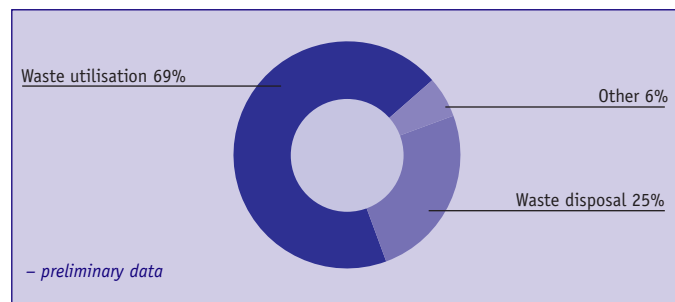


MATERIAL AND ENERGY WASTE UTILISATION

Approximately 35 million tonnes of waste is produced in the Czech Republic annually, 69% of all waste is utilised for material and energy and only 25% of all produced waste is eliminated. Material utilisation and primary raw materials savings have been increasing with the development of technologies and increased knowledge of waste management and industrial development and changes.

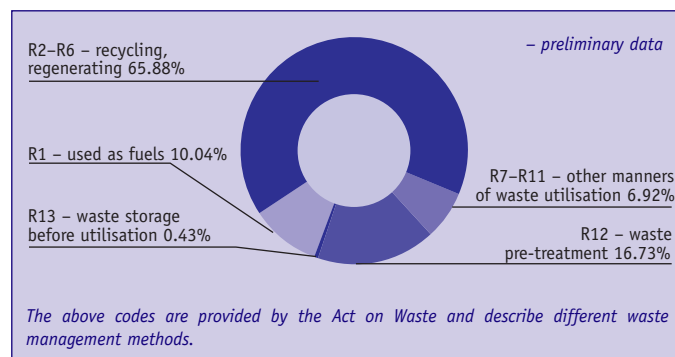
Waste treatment in the Czech Republic [%], 2007

Source: CENIA



Waste utilisation structure in the Czech Republic [%], 2007

Source: CENIA

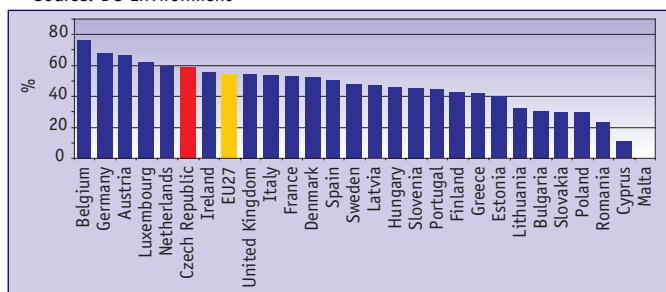


Recycling technologies account for the largest share of waste utilisation. The technologies are used for the utilisation of waste or its parts (66% of the total utilisation). These technologies include, for example, recycling lines for construction waste, plastic and metal recycling equipment, paper mills, glassworks, etc. The second most common method of waste disposal is the pre-treatment of waste meant for additional material utilisation processes (17%). This area includes equipment that pre-treats waste, such as waste separation lines, metal separators from ash and ash materials, demulsifying stations, etc. The third most common method of waste utilisation is for fuels, i.e. energy utilisation (10%).

Compared to other EU countries, the Czech Republic ranks sixth in packaging waste recycling and has the highest rate of the utilisation of this waste in the former Eastern European bloc. Increasing waste utilisation can be expected wherever there is improving waste collection systems and technology development.

An international comparison of packaging waste recycling rates in the EU [%], 2005

Source: DG Environment



TAKE-BACK SYSTEM OF SELECTED PRODUCTS

The aim of the take-back of selected products is to promote material waste utilisation, environmental protection and the enhancement of producers' responsibility for their products throughout their lifecycle.

The take-back system in the Czech Republic includes the following products:

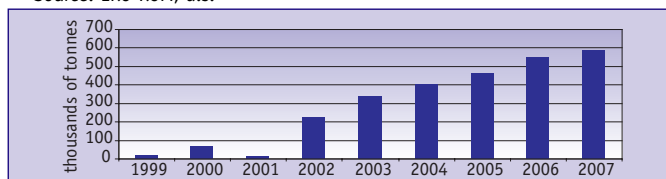
- Oils
- Electric accumulators
- Galvanic cells and batteries
- Discharge and fluorescent lamps
- Small and large household appliances
- IT and telecommunications equipment
- Consumer electronics
- Light devices
- Electric and electronic tools
- Toys, sports and leisure equipment
- Medical equipment
- Monitoring and control devices
- Slot machines
- Tyres
- End of life vehicles

MATERIAL UTILISATION OF PACKAGING

A significant group of waste that can be used as material is packaging and packaging waste. Systems for separating waste and collecting separated usable municipal waste are in place and continue developing in the Czech Republic, especially as far as plastic, paper, and glass and, in some municipalities, drink cartons are concerned. The percentage of waste utilisation has been increasing and currently equals 48.7 kg of separated waste per capita and year (source: EKO-KOM, a.s.).

The total amount of used packaging waste in the Czech Republic [thousands of tonnes], 1999–2007

Source: EKO-KOM, a.s.



Recycling and utilisation rate of packaging waste in the Czech Republic [%], 2007

Source: EKO-KOM, a.s.

Metals	Paper	Plastic	Glass	Wood	Drink cartons	Other
54.0	95.6	51.7	68.3	25.9	10.4	1.4

MATERIAL UTILISATION OF END OF LIFE VEHICLES

A significant source of re-usable raw materials is cars that are no longer operable, or end of life vehicles. A decommissioned car can be disposed of only in authorised locations that have been approved in line with the Act on Waste. The facilities ensure professional and environmentally friendly dismantling services, removal of hazardous components and the maximum possible utilisation of acquired materials.

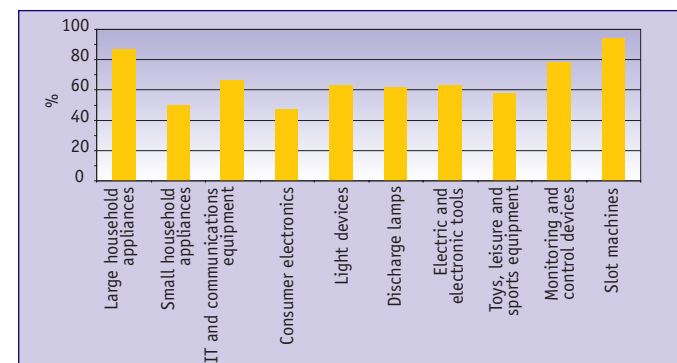
The utilisation and recycling rate of materials obtained from cars no longer operable that were processed in authorised facilities is 80%.

MATERIAL UTILISATION OF ELECTRONIC WASTE

The ever increasing number of electric and electronic appliances, their fast development, relatively short lifecycle and material re-usability is another source of materials. Different types of decommissioned electric and electronic devices are mainly collected through collection systems that involve manufactures and importers. The effectiveness of these collection systems has been increasing and together with the development of waste collection, processing equipment becomes effective. In 2007, approximately 3 kg of waste from electric and electronic devices per capita were collected.

The reuse and recycling rate of electronic waste in the Czech Republic [%], 2006

Source: CENIA



THE MAIN OBJECTIVES OF THE WASTE MANAGEMENT PLAN IN THE AREA OF RECYCLING AND MATERIAL UTILISATION ARE

In the interest of achieving targets an increase in the use of waste, with preferences for the recycling of 55% of all resuting waste to the year 2012, and achieving the material utilization, of communal waste at 50% to the year 2010 in comparison with the year 2000:

- To ensure the utilisation of 38% of the weight of annual oil volume placed on the market before 2006 and 50% of the weight of annual oil volume placed on the market before 2012 and to increase the amount of taken-back used oils.
- To ensure the collection and material utilisation of 95% of the weight of total oil accumulators placed on the market by 2012.
- For vehicles made before 1 January 1980, the reuse and utilisation rate is set at 75%. The material reuse and utilisation rate for the average weight of all end of life vehicles per calendar year is set at 70%.
- To reuse and utilize at least 95% of the average weight of all end of life vehicles accepted per calendar year and to reuse and utilise for material at least 85% of the average of all end of life vehicles accepted per calendar year no later than 1 January 2015.